

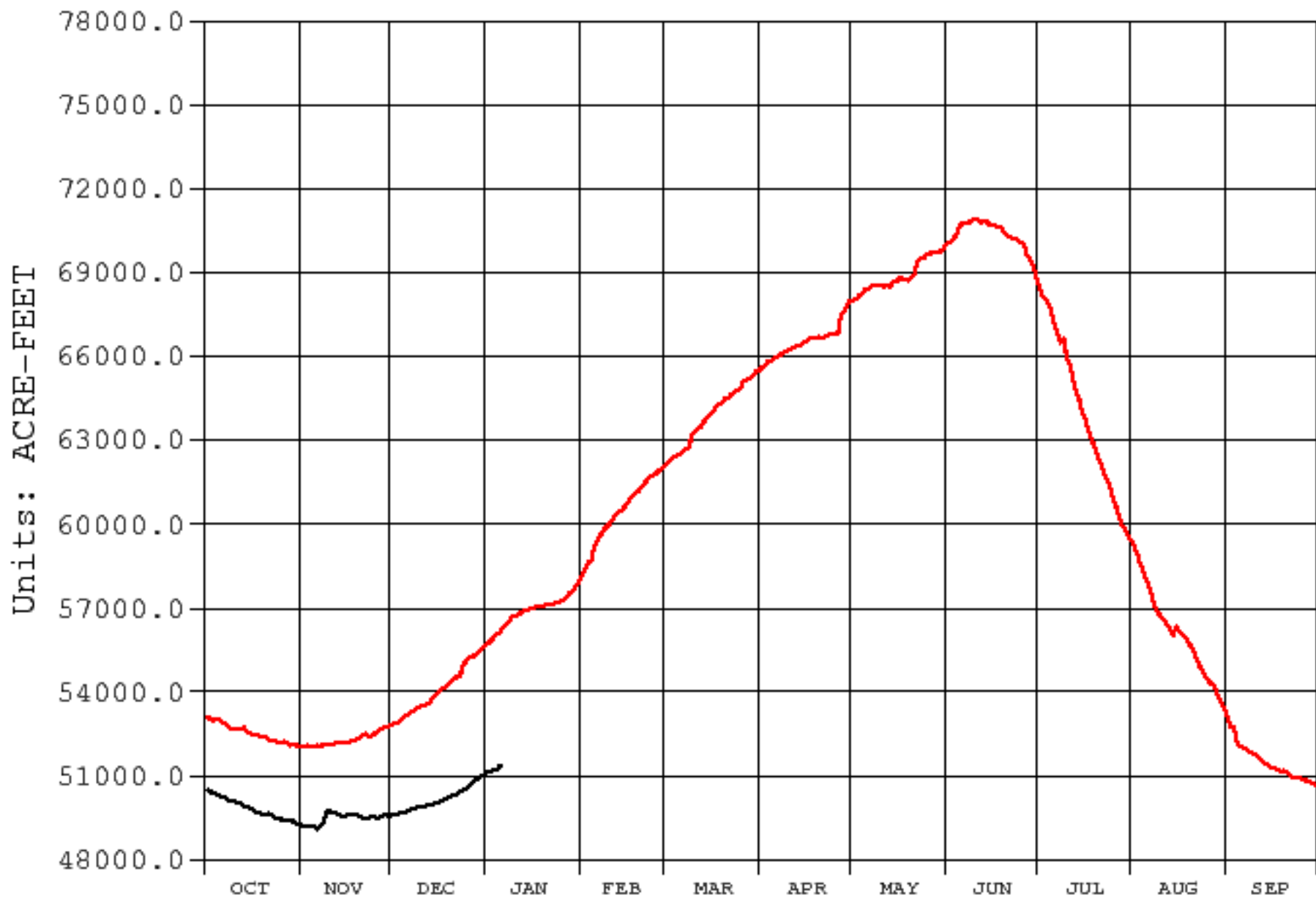
## Frenchman Cambridge 2025 Storage Water Supply (To Date)

### Reservoir Content / Irrigation Supply

<b>Reservoirs 2025</b>	<b>Swanson</b>		<b>Hugh Butler</b>		<b>Harry Strunk</b>		<b>Total AF</b>
	Elevation	Acre-Feet	Elevation	Acre-Feet	Elevation	Acre-Feet	AF
Top of Irrigation Pool	2752.00	110,175	2581.80	36,224	2366.10	34,647	181,046
FCID Contracted Shut Off Elevation/Content AF	2725.00	18,958	2561.00	11,212	2343.00	7,897	38,067
<i>FCID Contracted Irrigation Pool Capacity at 100% Full</i>	27.00	91,217	20.80	25,012	23.10	26,750	142,979
<b>Current Elevation / Content (Acre- Feet)</b>	<b>2737.35</b>	<b>51377.00</b>	<b>2563.73</b>	<b>13553</b>	<b><u>2363.22</u></b>	<b><u>29,736</u></b>	<b>94,666</b>
<b>% of Full Capacity</b>	<b>46.6%</b>		<b>37.4%</b>		<b>85.8%</b>		<b>52.3%</b>
<b>Current 2025 Irrigation Supply (To Date)</b>	<b><i>Feet</i></b>	<b><i>A.F.</i></b>	<b><i>Feet</i></b>	<b><i>A.F.</i></b>	<b><i>Feet</i></b>	<b><i>A.F.</i></b>	<b><i>A.F.</i></b>
	<b>12.35</b>	<b>32,419</b>	<b>2.73</b>	<b>2,341</b>	<b>20.22</b>	<b>21,839</b>	<b>56,599</b>
Monday, January 6, 2025	% Irr. Pool	35.5%	% Irr. Pool	9.4%	% Irr. Pool	81.6%	39.6%
<b>One Year Change</b>							
Saturday, January 6, 2024	2,738.85	56,320	2,566.72	16,397	2,362.30	28,333	101,050
<b>One Year Change in Storage (AF / Elevation)</b>	<b>-1.50</b>	<b>(4,943)</b>	<b>-2.99</b>	<b>(2,844)</b>	<b>0.92</b>	<b>1,403</b>	<b>(6,384)</b>

Archive Data From 1 OCT Through 30 SEP

Plotted 01/06/2025 09:59



TRNE

Swanson Lake (Trenton Dam), NE

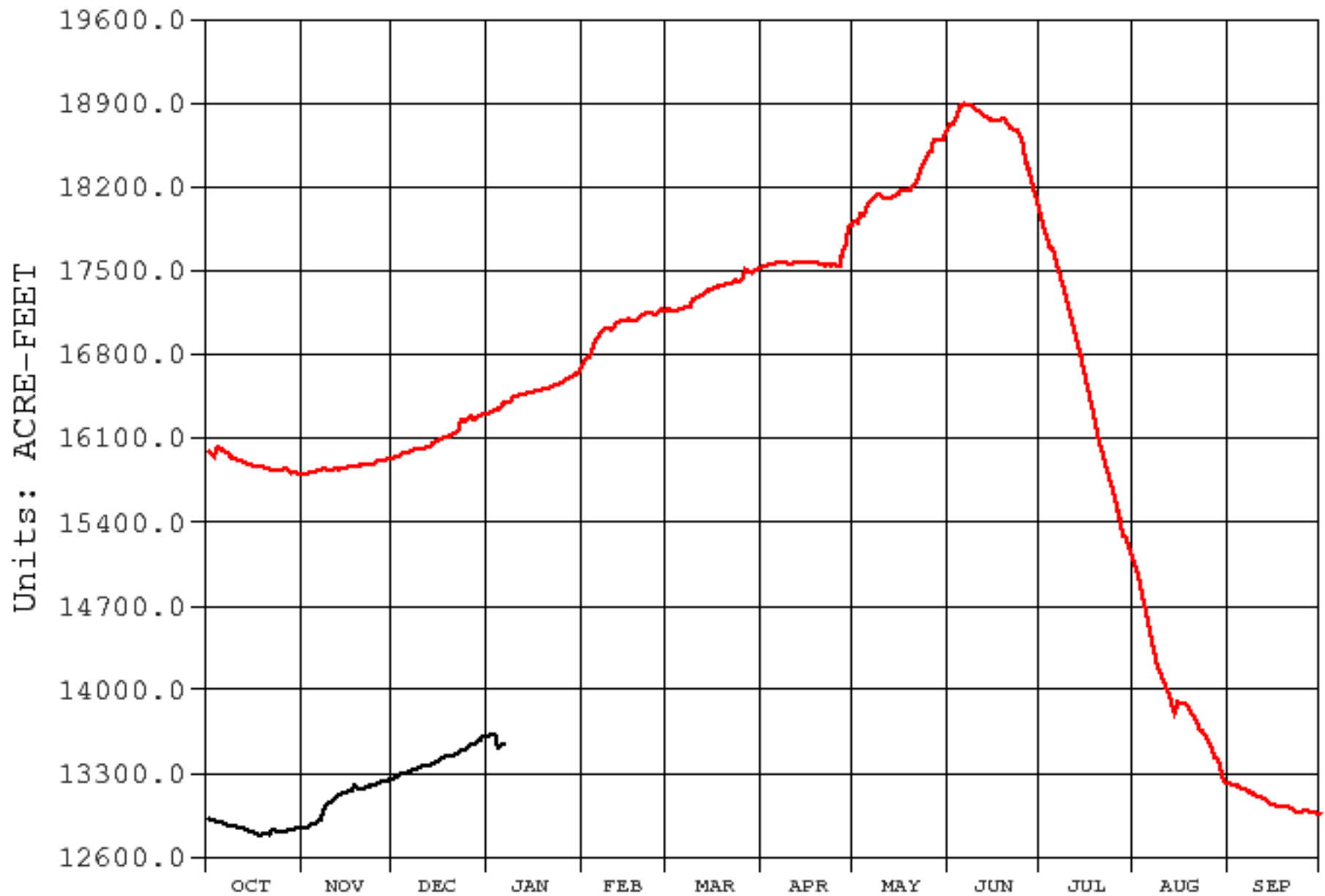
— AF

Reservoir Storage Content (acre-feet)

2025 2024

Archive Data From 1 OCT Through 30 SEP

Plotted 01/06/2025 10:10

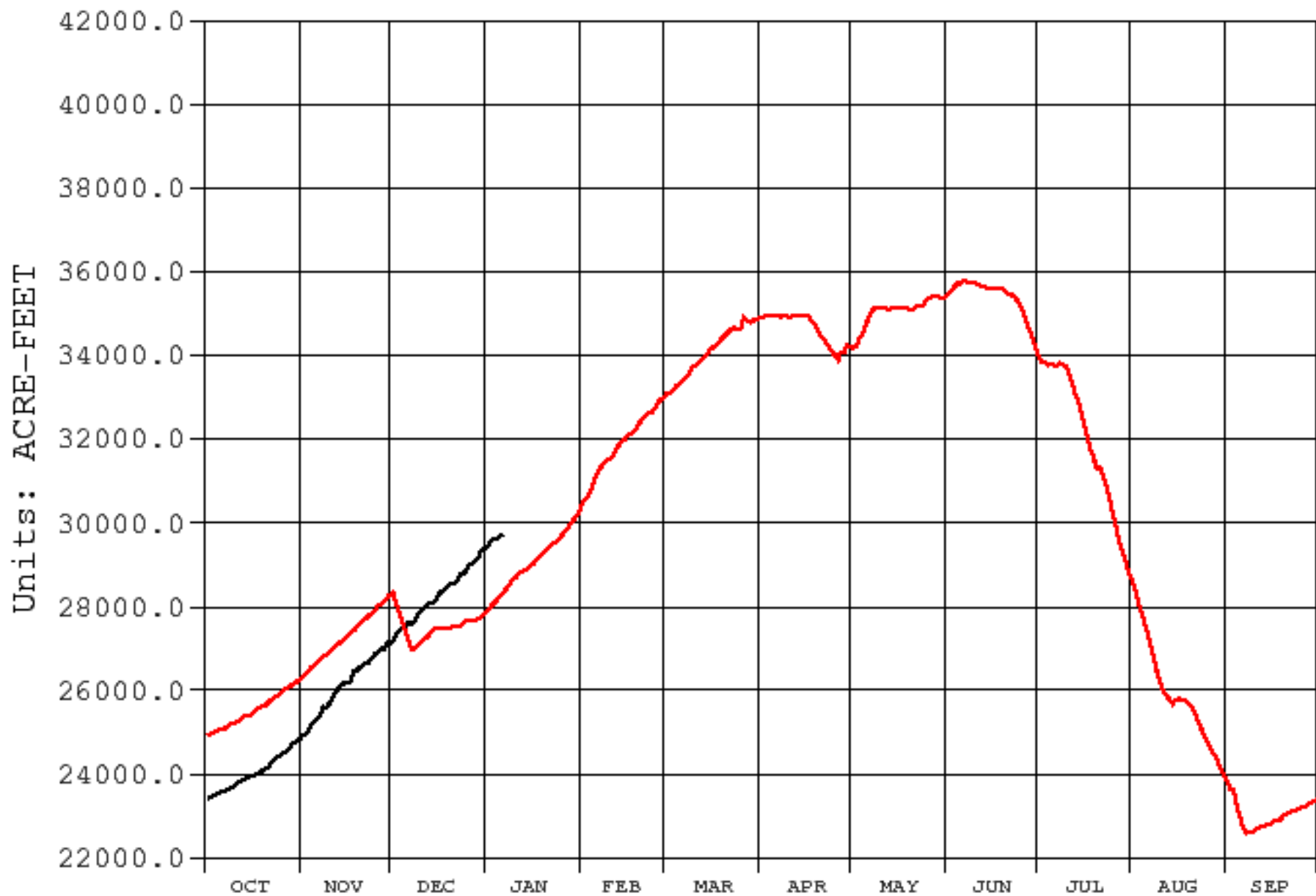


HBNE Hugh Butler Lake (Red Willow Dam), NE  
AF Reservoir Storage Content (acre-feet)

2025 2024

Archive Data From 1 OCT Through 30 SEP

Plotted 01/06/2025 10:11

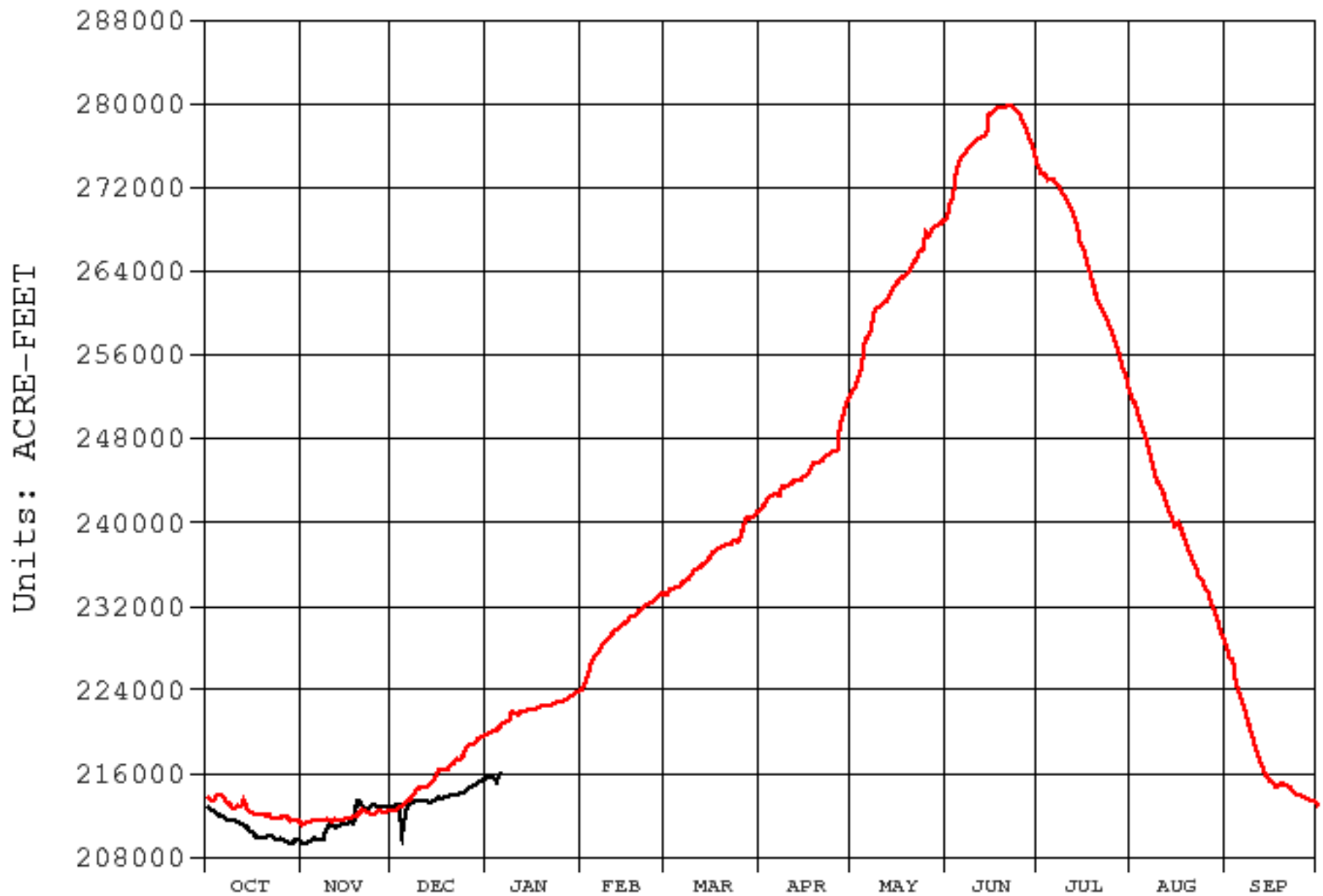


HSNE Harry Strunk Lake (Medicine Creek), NE  
AF Reservoir Storage Content (acre-feet)

2025 2024

Archive Data From 1 OCT Through 30 SEP

Plotted 01/06/2025 10:11

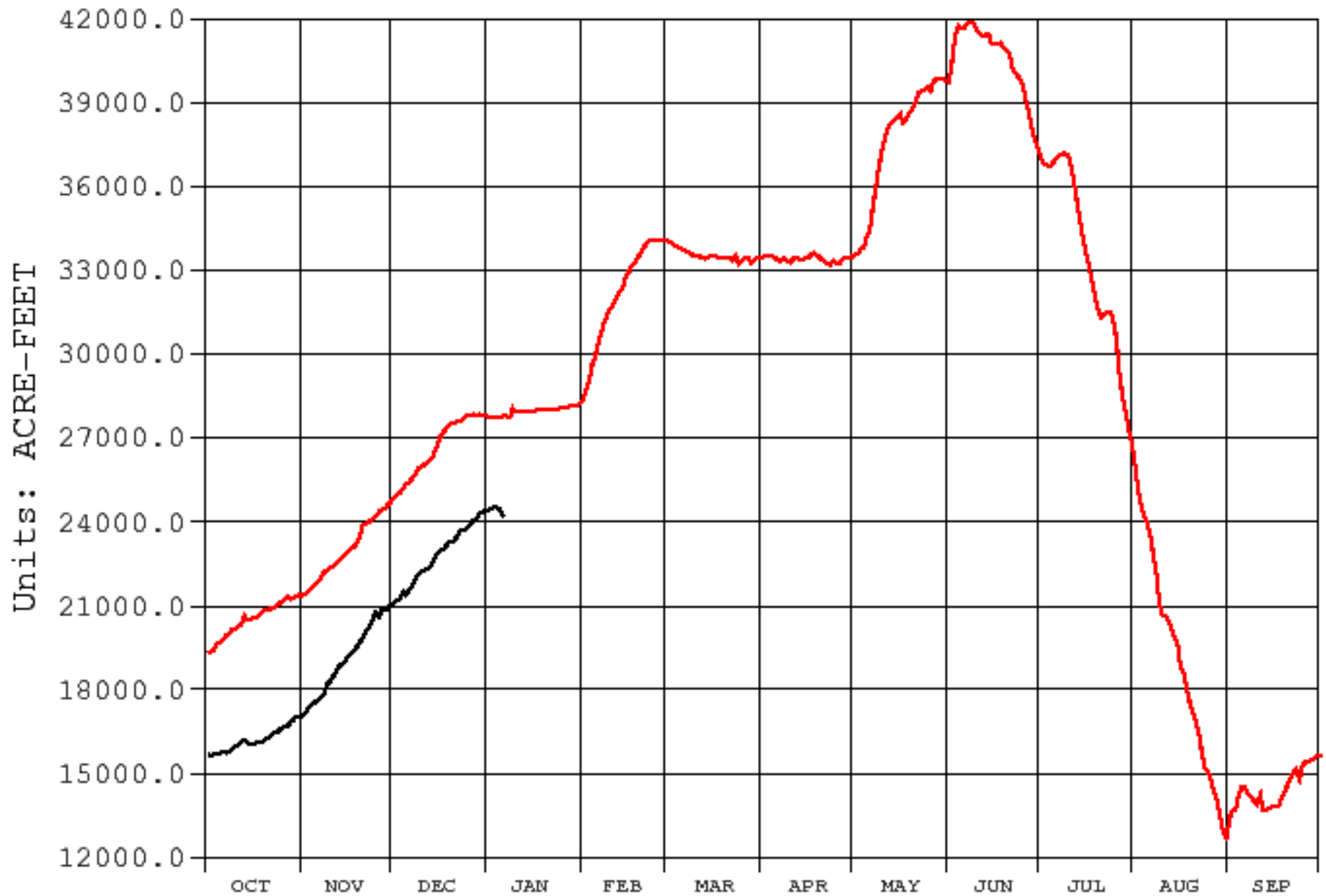


HCNE Harlan County Dam, NE  
AF Reservoir Storage Content (acre-feet)

2025 2024

Archive Data From 1 OCT Through 30 SEP

Plotted 01/06/2025 10:12

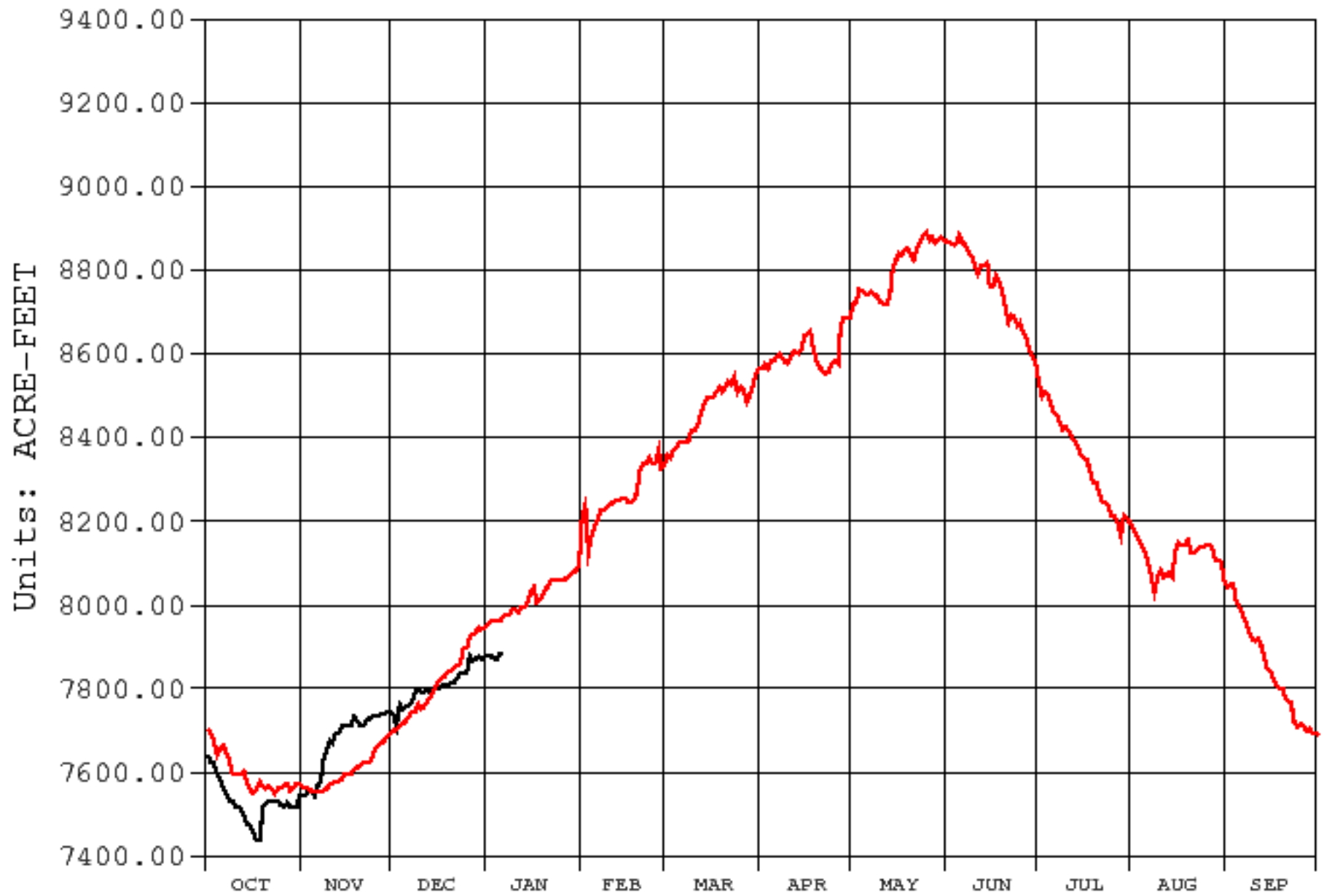


LVKS Lovewell Dam, KS  
— AF Reservoir Storage Content (acre-feet)

2025 2024

Archive Data From 1 OCT Through 30 SEP

Plotted 01/06/2025 10:13



EDNE Enders Dam, NE  
— AF Reservoir Storage Content (acre-feet)

2025 2024