

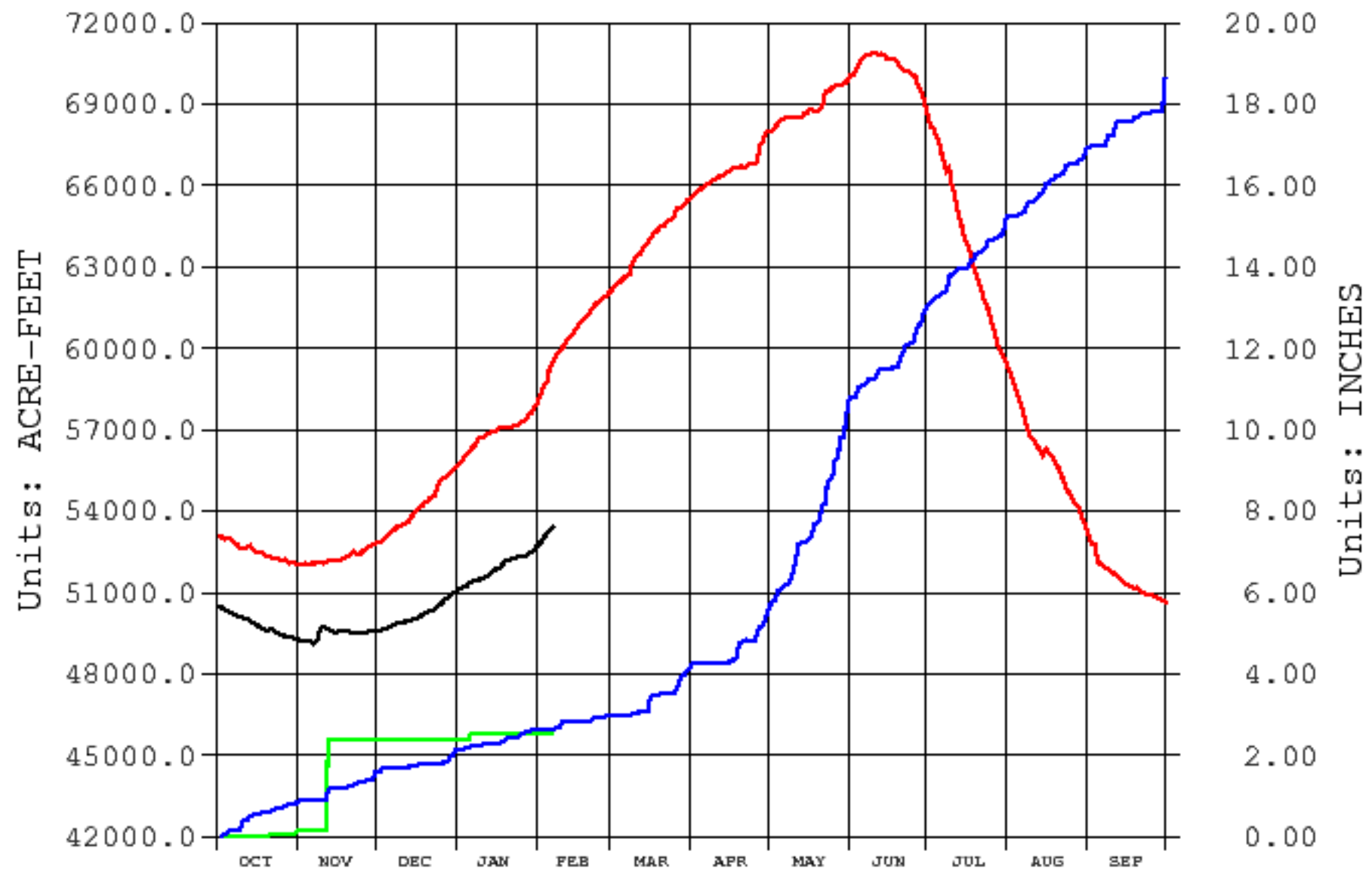
Frenchman Cambridge 2025 Storage Water Supply (To Date)

Reservoir Content / Irrigation Supply

Reservoirs 2025	Swanson		Hugh Butler		Harry Strunk		Total AF
	Elevation	Acre-Feet	Elevation	Acre-Feet	Elevation	Acre-Feet	AF
Top of Irrigation Pool	2752.00	110,175	2581.80	36,224	2366.10	34,647	181,046
FCID Contracted Shut Off Elevation/Content AF	2725.00	18,958	2561.00	11,212	2343.00	7,897	38,067
<i>FCID Contracted Irrigation Pool Capacity at 100% Full</i>	27.00	91,217	20.80	25,012	23.10	26,750	142,979
Current Elevation / Content (Acre-Feet)	2737.99	53456.00	2564.27	14045	2364.68	32,127	99,628
% of Full Capacity	48.5%		38.8%		92.7%		55.0%
<i>Current 2025 Irrigation Supply (To Date)</i>	<i>Feet</i>	<i>A.F.</i>	<i>Feet</i>	<i>A.F.</i>	<i>Feet</i>	<i>A.F.</i>	<i>A.F.</i>
	12.99	34,498	3.27	2,833	21.68	24,230	61,561
Friday, February 7, 2025	% Irr. Pool	37.8%	% Irr. Pool	11.3%	% Irr. Pool	90.6%	43.1%
One Year Change							
Wednesday, February 7, 2024	2,739.83	59,571	2,567.31	16,996	2,364.19	31,303	107,870
One Year Change in Storage (AF / Elevation)	-1.84	(6,115)	-3.04	(2,951)	0.49	824	(8,242)

Archive Data From 1 OCT Through 30 SEP

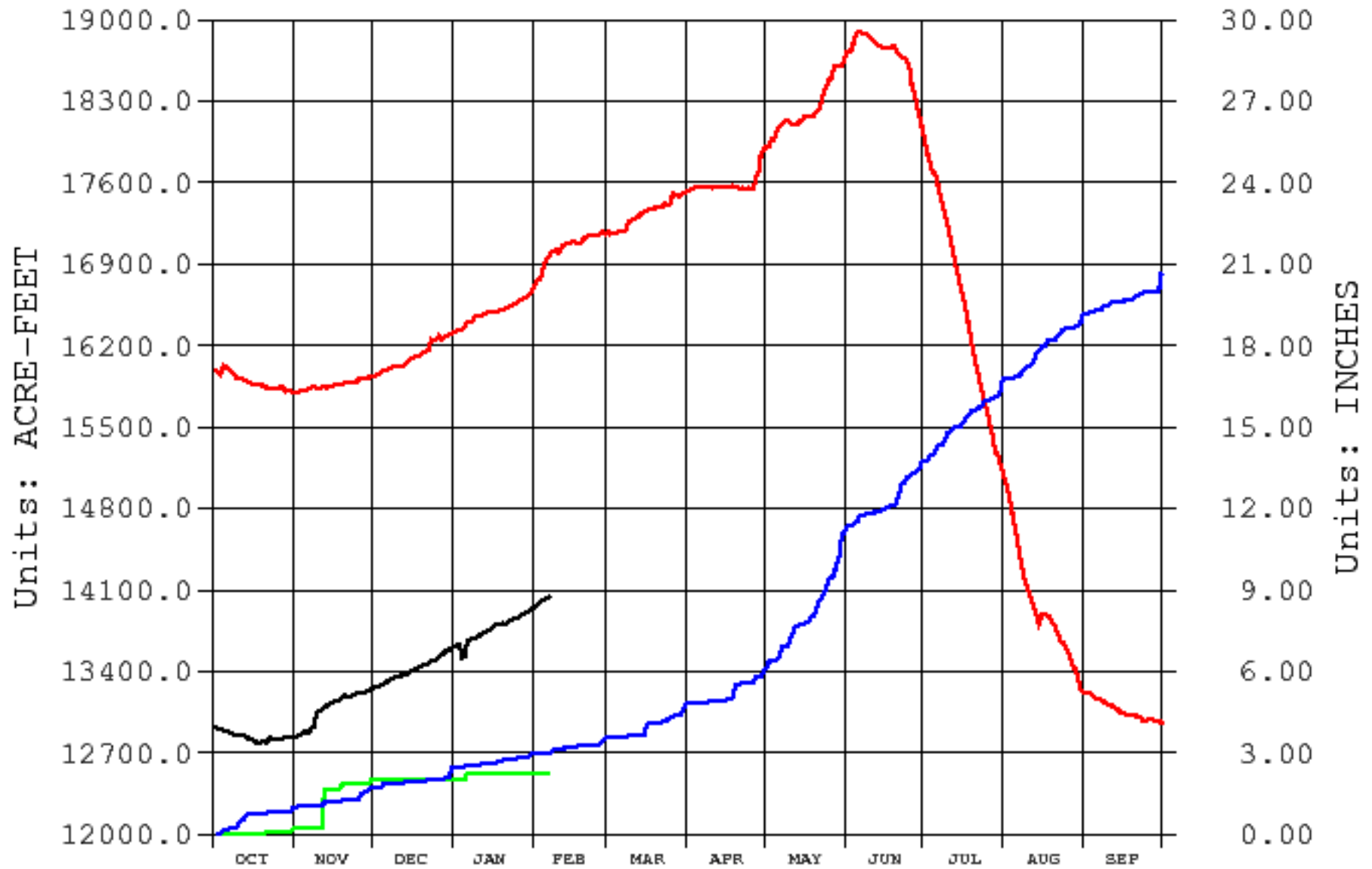
Plotted 02/07/2025 08:13



TRNE Swanson Lake (Trenton Dam), NE
— AF Reservoir Storage Content (acre-feet) 2025 2024
— PP Cumulative Total Precip. (inches) 2025
— PP 10yr avg Cumulative Total Precip. (inches) 2025

Archive Data From 1 OCT Through 30 SEP

Plotted 02/07/2025 08:06



HBNE

Hugh Butler Lake (Red Willow Dam), NE

— AF

Reservoir Storage Content (acre-feet)

2025 2024

— PP

Cumulative Total Precip. (inches)

2025

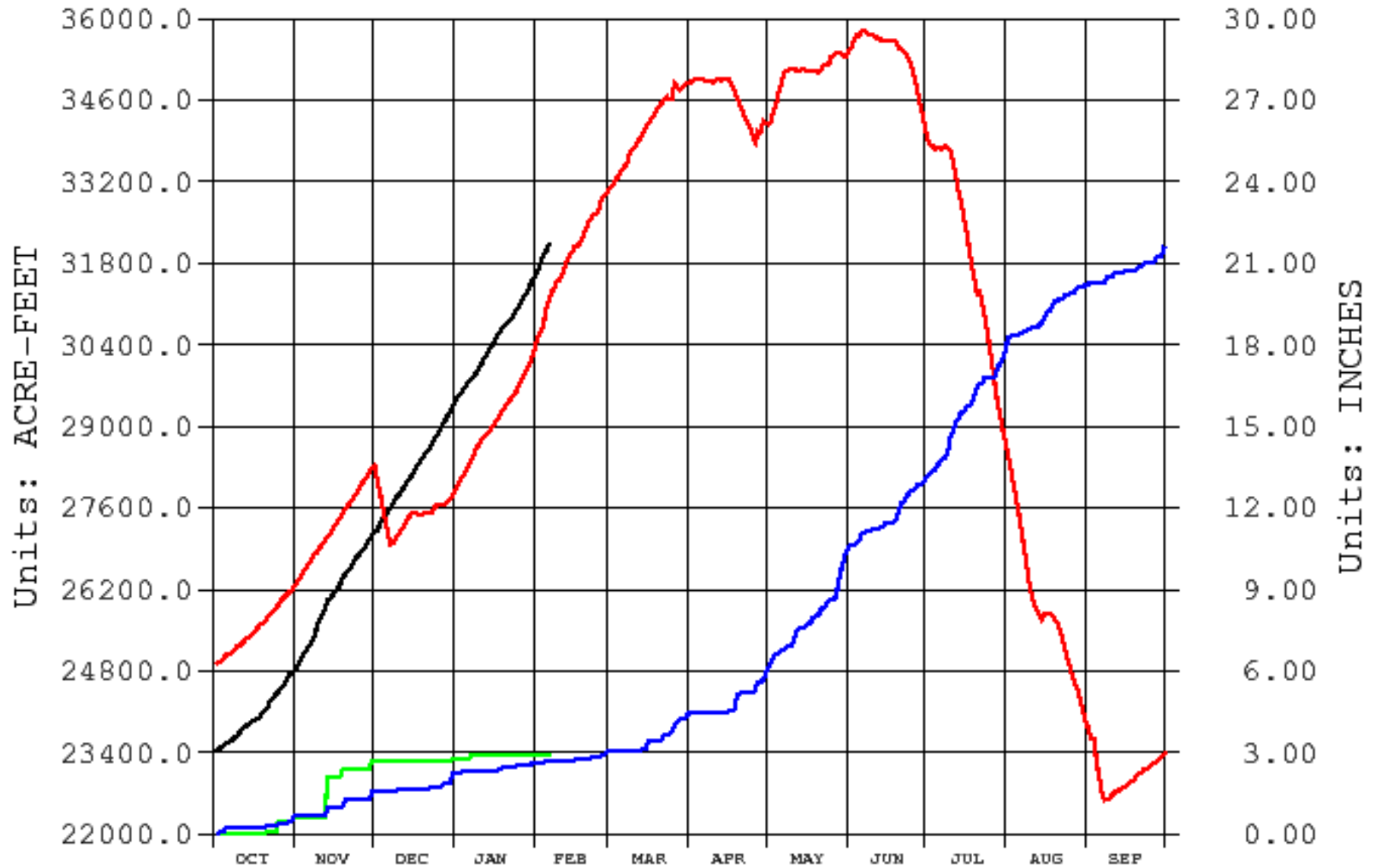
— PP

10yr avg Cumulative Total Precip. (inches)

2025

Archive Data From 1 OCT Through 30 SEP

Plotted 02/07/2025 08:03

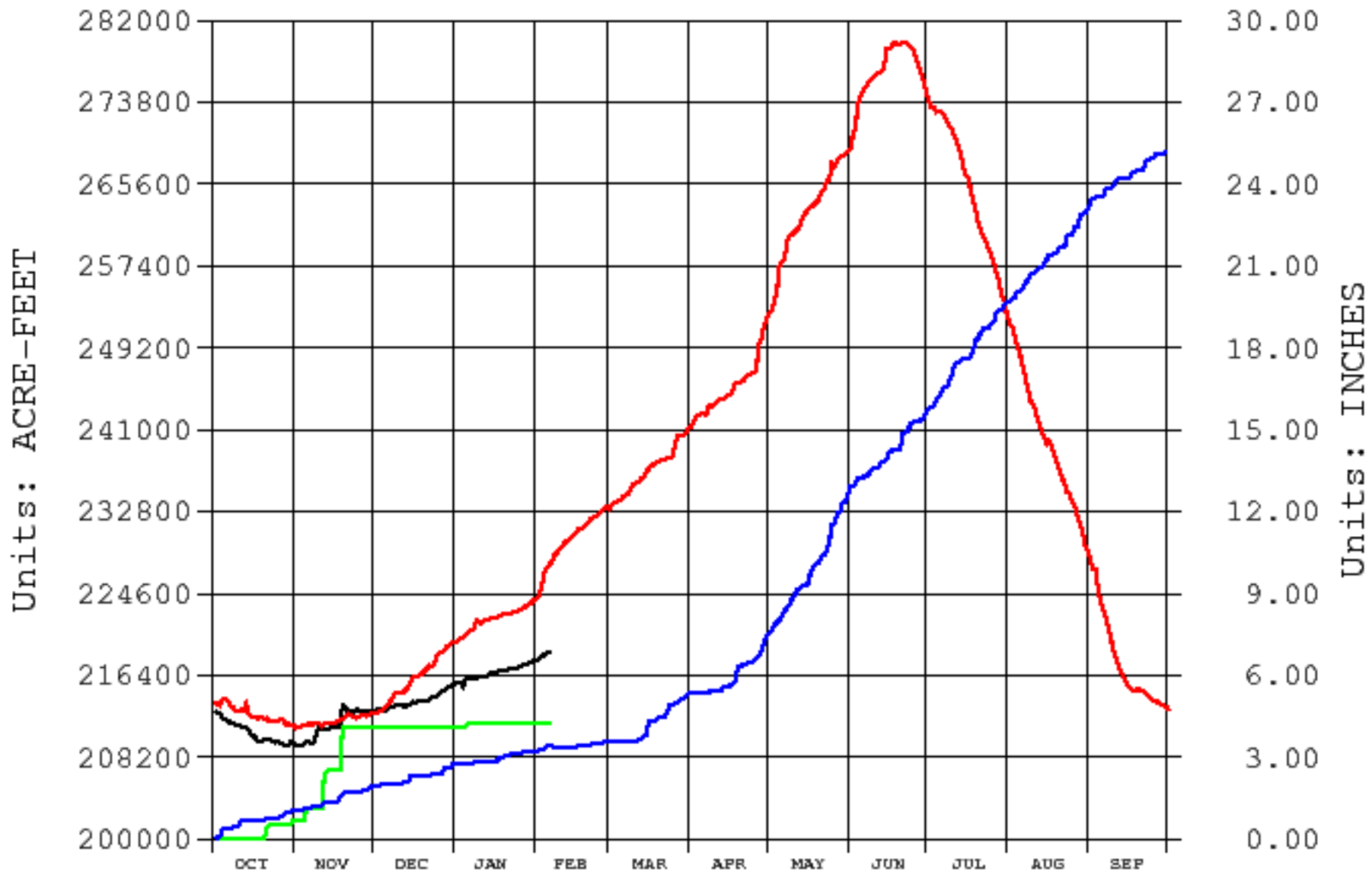


HSNE Harry Strunk Lake (Medicine Creek), NE
— AF Reservoir Storage Content (acre-feet)
— PP Cumulative Total Precip. (inches)
— PP 10yr avg Cumulative Total Precip. (inches)

2025 2024
2025
2025

Archive Data From 1 OCT Through 30 SEP

Plotted 02/07/2025 08:15

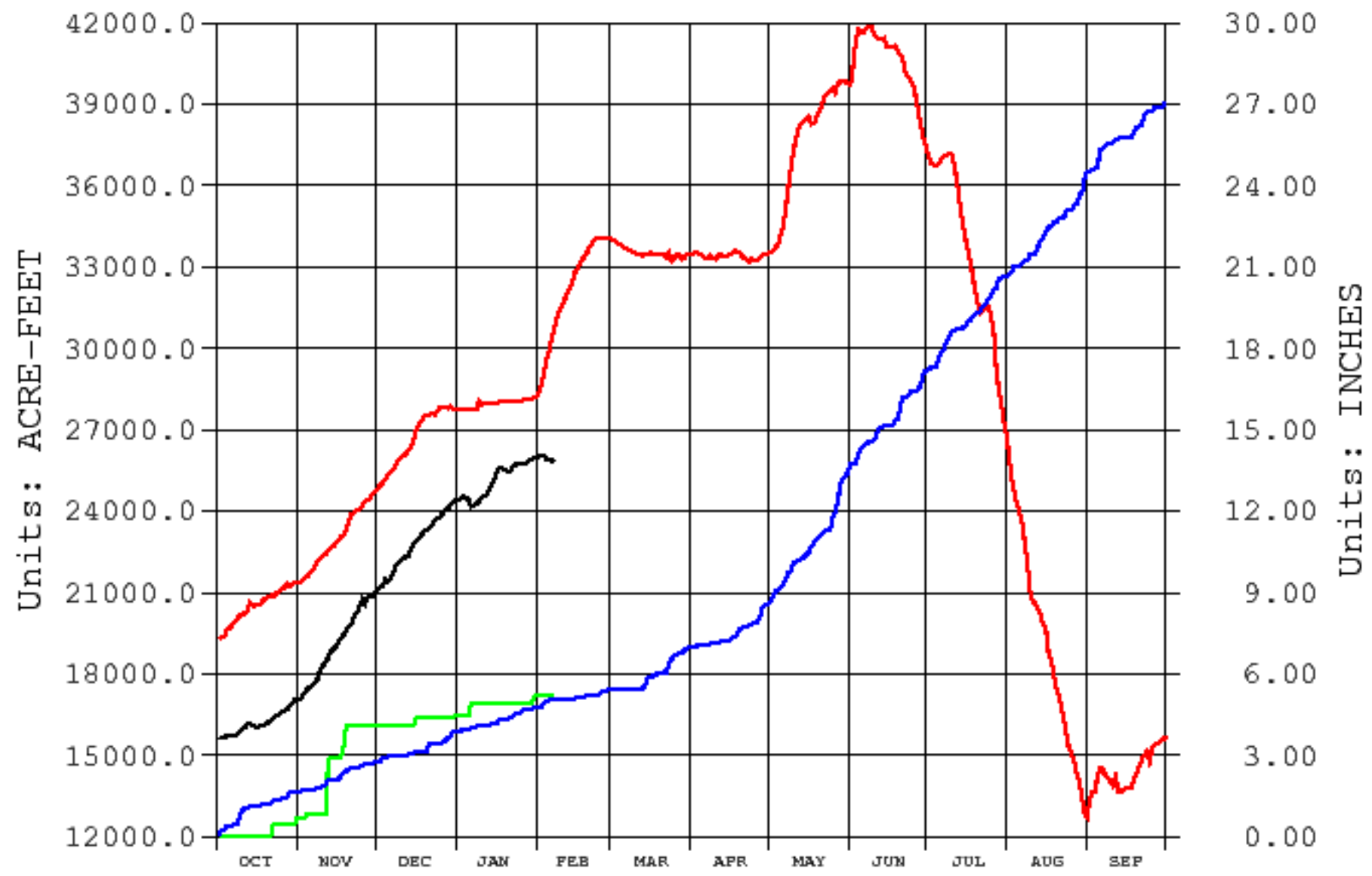


HCNE Harlan County Dam, NE
— AF Reservoir Storage Content (acre-feet)
— PP Cumulative Total Precip. (inches)
— PP 10yr avg Cumulative Total Precip. (inches)

2025 2024
2025
2025

Archive Data From 1 OCT Through 30 SEP

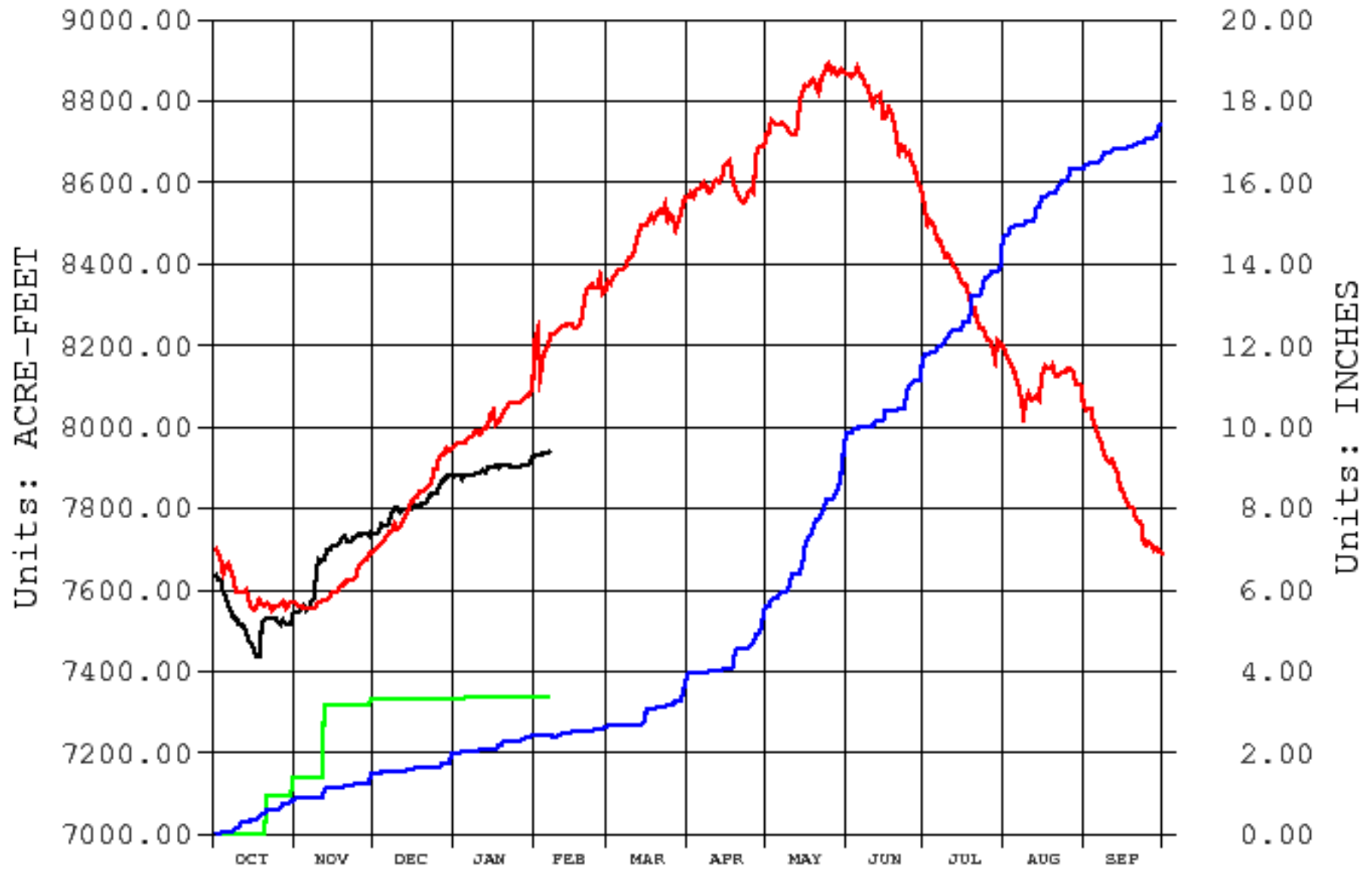
Plotted 02/07/2025 08:17



LVKS Lovewell Dam, KS
— AF Reservoir Storage Content (acre-feet) 2025 2024
— PP Cumulative Total Precip. (inches) 2025
— PP 10yr avg Cumulative Total Precip. (inches) 2025

Archive Data From 1 OCT Through 30 SEP

Plotted 02/07/2025 08:19



EDNE

Enders Dam, NE

— AF

Reservoir Storage Content (acre-feet)

2025 2024

— PP

Cumulative Total Precip. (inches)

2025

— PP

10yr avg Cumulative Total Precip. (inches)

2025