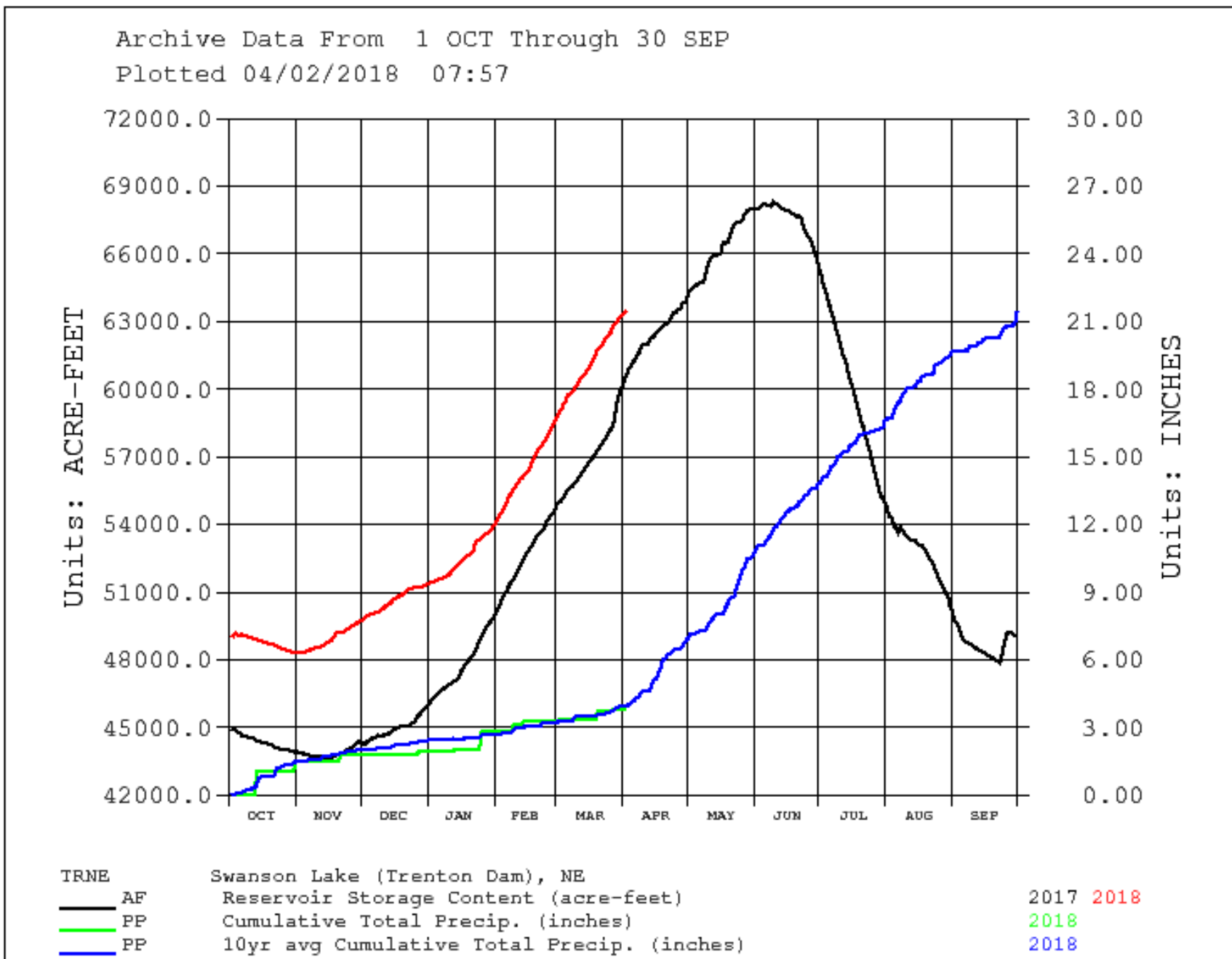
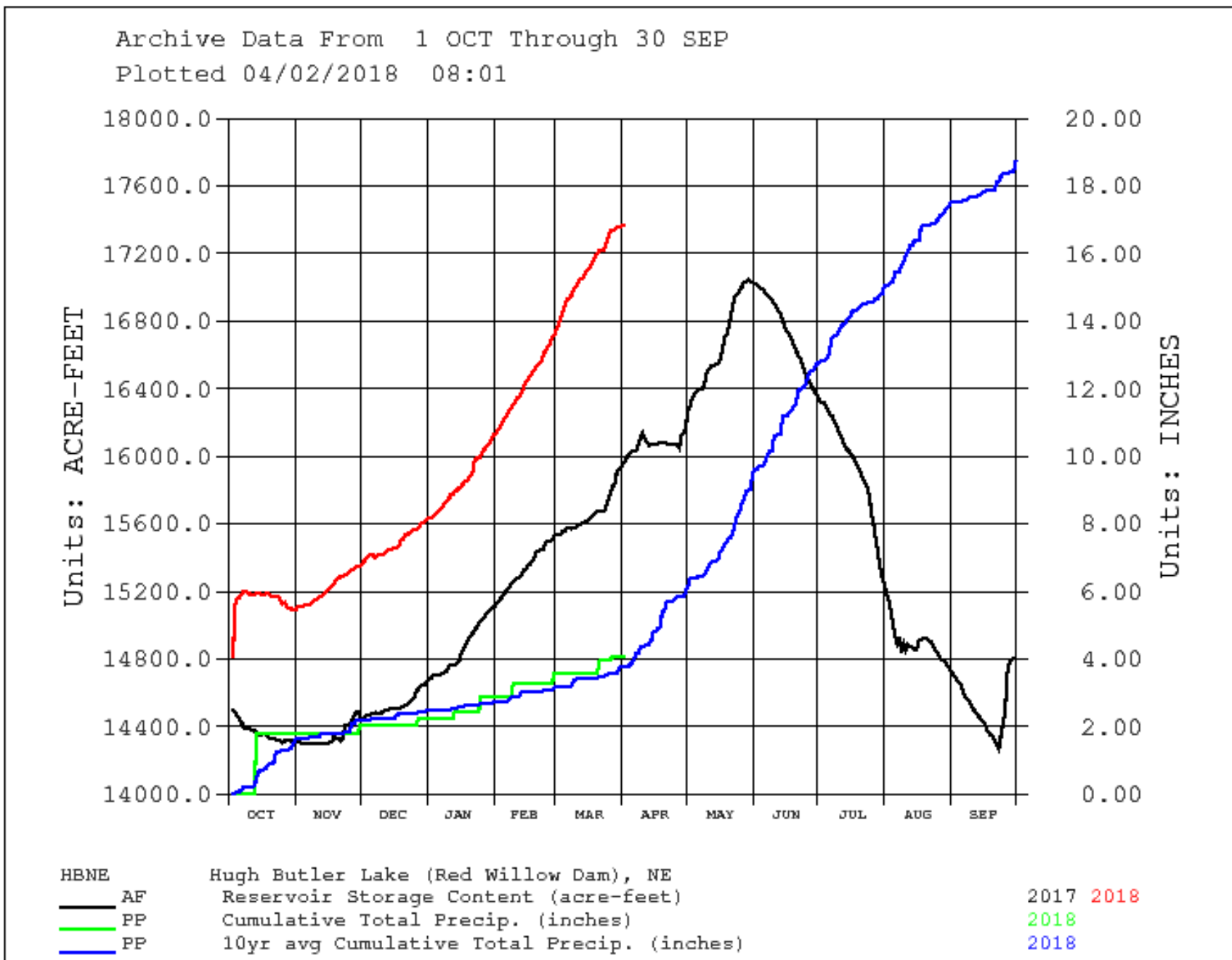


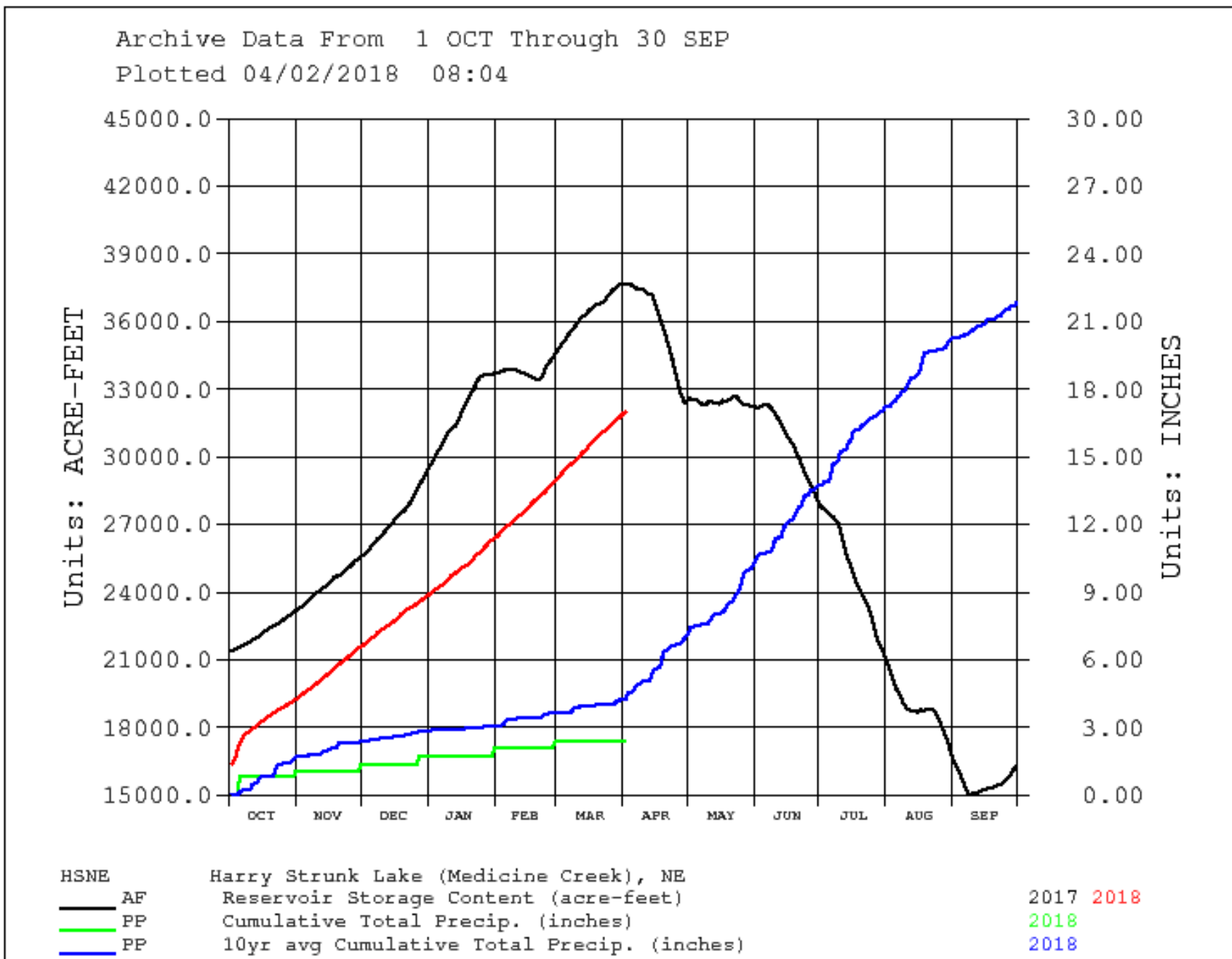
Frenchman Cambridge 2018 Storage Water Supply

Reservoir Content / Irrigation Supply

Reservoirs 2018	Swanson		Hugh Butler		Harry Strunk		Total AF
	Elevation	Acre-Feet	Elevation	Acre-Feet	Elevation	Acre-Feet	AF
Top of Irrigation Pool	2752.00	110,175	2581.80	36,224	2366.10	34,647	181,046
FCID Contracted Shut Off Elevation/Content AF	2725.00	18,958	2561.00	11,212	2343.00	7,897	38,067
<i>FCID Contracted Irrigation Pool Capacity at 100% Full</i>	27.00	91,217	20.80	25,012	23.10	26,750	142,979
Elevation / Content in AF	2740.91	63,493	2567.67	17,368	2364.62	32,025	112,886
% of Full Capacity	57.6%		47.9%		92.4%		62.4%
Current 2018 Irrigation Supply	Feet	A.F.	Feet	A.F.	Feet	A.F.	A.F.
	15.91	44,535	6.67	6,156	21.62	24,128	74,819
Monday, April 02, 2018	% Irr. Pool	48.8%	% Irr. Pool	24.6%	% Irr. Pool	90.2%	52.3%







Reservoirs 2018	Harlan Co.		Lovewell		Enders	
	Elevation	Acre-Feet	Elevation	Acre-Feet	Elevation	Acre-Feet
Top of Irrigation Pool	1945.73	314,111	1,582.60	35,666	3112.30	42,910
Contracted Shut Off Elevation/Content AF	1931.58	155,679	1,571.70	11,644	3082.40	8,948
<i>Contracted Irrigation Pool Capacity at 100% Full</i>	14.15	158,432	10.90	24,022	29.90	33,962
Elevation / Content in AF	1940.07	243,351	1,581.60	32,754	3083.03	9,349
% of Full Capacity	77.5%		91.8%		21.8%	
Current 2018 Irrigation Supply	Feet	A.F.	Feet	A.F.	Feet	A.F.
	8.49	87,672	9.90	21,110	0.63	401
Monday, April 02, 2018	% Irr. Pool	55.3%	% Irr. Pool	87.9%	% Irr. Pool	1.2%

